

Specifications

		PH1000U
Projector Type	3 chip DLP	
DLP Size	0.96 inches (Aspect Ratio 16:10)	
Resolution ¹⁾	1920 x 1200 pixels	
Lens	See the chart of Throw Distance and Screen Size shown on the right	
Lens Shift ²⁾ (NP26ZL, NP27ZL, NP28ZL, NP29ZL)	Vertical : Max -0.4 to +0.55 Horizontal : Max ±0.2	
Lamp (Eco Mode On / Eco Mode Off)	320 W / 400 W AC	
Lamp Life ³⁾ (Eco Mode On / Eco Mode Off)	2500 H / 2000 H	
Image Size (Projection Distance)	See the chart of Lens specifications shown on the right	
Colour Reproduction	10-bit signal processing (1.07 billion colours) (VIEWER, NETWORK : 16.7 million colours)	
Light Output ⁴⁾	Eco Mode Off	11000 ANSI lumens
	Eco Mode On	Approx. 75% of Eco Mode Off
Contrast Ratio (White / Black) ⁵⁾	2000:1 (with dynamic contrast on)	
Maximum Resolution	WUXGA (1920 x 1200)	
Scan Rate	Horizontal	15 kHz to 108 kHz (RGB : 24 kHz or over) conforms to the VESA standard
	Vertical	48 Hz to 120 Hz (HDMI : 50 Hz to 85 Hz) conforms to the VESA standard
Keystone Correction	Horizontal	Manual Approx. ±35 degrees Max
	Vertical	Manual Approx. ±30 degrees Max
Input Terminals	Computer/Component	2 x D-Sub Mini 15-pin (1&2 IN), 1 x 5 BNC (3 IN)
	HDMI	1 x HDMI Type A
	DisplayPort	1 x Display port
	S-Video	1 x Mini Din 4-pin
	Video	1 x BNC
Output Terminal	D-Sub Mini 15-pin (only computer 1 input can be output)	
USB Port	1 x Type A (for mouse, keyboard, USB memory)	
Wireless LAN (USB Port)	1 x Type A	
Wired LAN Port	1 x RJ-45 (10BASE-T / 100BASE-TX)	
Control Terminal	Remote	1 x Stereo Mini Jack
	PC Control	1 x D-sub 9-pin
Environment	Operational Temperatures	0°C to 40°C (ECO MODE) is set automatically to [ON] at 35°C to 40°C, 20% to 80% Humidity (non-condensing)
	Storage Temperatures	-10°C ~ 60°C, 20% to 80% Humidity (non-condensing)
Power Requirement	100 to 240 V AC, 50 Hz/60 Hz	
Input Current	11.2 A (100-130 V) - 5.4 A (200-240 V)	
Power Consumption (100 to 130 V AC / 200 to 240 V AC)	Eco Mode Off Dual (Single)	1100 W / 1050 W (600 W / 580 W)
	Eco Mode On Dual (Single)	880 W / 840 W (500 W / 490 W)
	Normal	90 W
	Standby Mode	60 W
Calorific Value	Power-saving	0.5 W
		3754BTU (Max)
Net Dimensions (W x H x D)	558 mm x 235 mm x 578 mm (not including protrusions)	
Weight (Not including Lens)	39.5 kg	
Gross Dimensions (W x H x D)	700 mm x 333 mm x 653 mm	
Gross Weight	50.5 kg	
Accessories	Remote control, Batteries (AA x 2), CD-ROM (User's manual), Quick setup guide, Important information Anti-theft cap for LAN unit, Power cord stopper	
Regulations	For United States	UL Approved (UL 60950-1), Meets FCC Class A Requirements
	For Canada	C-UL Approved (CSA 60950-1), Meets DOC Canada Class A Requirements
	For Europe	Meets EMC Directive (EN55022 Class A, EN55024, EN61000-3-2, EN61000-3-3), meets Low Voltage Directive (EN60950-1, TÜV GS approved)
	For Asia/Oceania	IEC60950-1, Meets AS/NZS CISPR22 Class A
	For Korea	KC (safety : K60950-1, EMC : K00022, K00024, K61000-3-2)
	For China	GB4943, GB9254, GB17625.1
	For Russia	Gost R 60950-1, 51318.22, 51317.3.2./3.3.
For Saudi Arabia	SASO IEC60950-1	

*1 : Effective pixels are more than 99.99%.

*2 : The Lens Shift function is not available for the NP25FL.

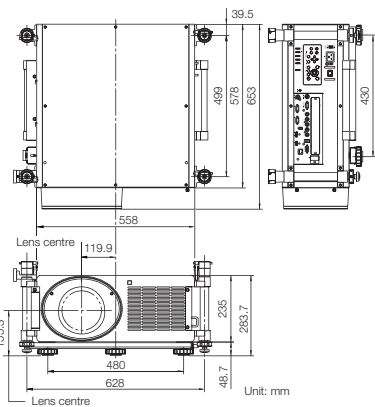
*3 : Lamp life is defined as the average time span for the brightness of the lamp to be reduced by half, it does not refer to the warranty period for the lamp.

*4 : This is the light output value (ANSI lumens) when the [PRESET] mode is set to [HIGH-BRIGHT]. If any other mode is selected as the [PRESET] mode, the light output value may drop slightly.

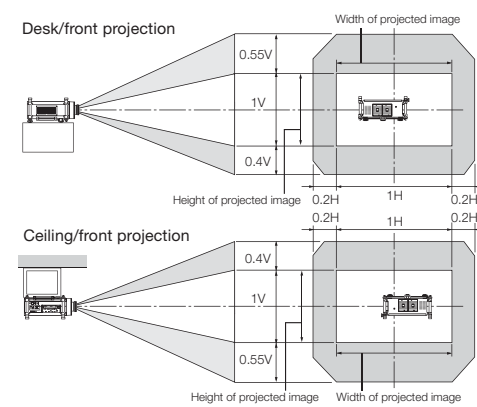
*5 : Compliance with ISO21118-2005

All specifications are subject to change without notice.

Cabinet dimensions



Lens shift range




- The projector can be unplugged during its cool down period after it is turned off.
- Parts of the projector will become heated during operation. Use caution when picking up the projector immediately after it has been operating.
- Use caution when putting the projector in the soft case immediately after the projector has been operating. The projector cabinet is hot.

Options



Replacement lamp NP22LP



Replacement filter NP03FT



1.5G HD/SD-SDI board SB-01HC



SBC N8000-8830 / N8000-8822



Wireless LAN unit

NP02LM1 / NP02LM2 / NP02LM3

Model name of the optional wireless LAN unit varies depending on the country where the unit is used (or to be used).
NP02LM1 : United States, Canada, Mexico, Taiwan, Brazil, Colombia
NP02LM2 : Europe, United Arab Emirates, Saudi Arabia, Oman, South Africa, Turkey, Ukraine, Egypt, Israel, Australia, New Zealand, Japan, Thailand, China, Hong Kong, Singapore, South Korea, Malaysia, Sri Lanka, Pakistan, Vietnam, India, Indonesia, Philippines, Peru, Chile, Argentina, Ecuador
NP02LM3 : Russia

Remote control

(included accessory)



Power Cord NP01PW1 (for US) / NP01PW2 (for EU) / NP01PW3 (for Japan)

Lens specifications

	NP25FL	NP26ZL	NP27ZL	NP28ZL	NP29ZL
Option Lens					
Lens Type	Fixed Short Throw Lens	Zoom Lens			
Zoom/Focus	Manual focus	Powered zoom and focus			
Zoom Ratio	—	1.3		1.6	
Throw Ratio	0.67 : 1	1.39-1.87 : 1	1.87-2.56 : 1	2.56-4.16 : 1	4.16-6.96 : 1
F	2.5				
f (mm)	14.6	28.8-38.9	39.0-53.4	52.4-85.3	84.9-142.0
Screen Size	80-200 inches	100-500 inches			
Light Output	10300 lm	10600 lm	11000 lm	10100 lm	9800 lm
Lens Shift	Vertical	0			
	Horizontal	-0.4 V to +0.55 V			
		±0.2 H			
Weight	6.5 kg	6.0 kg	5.0 kg		

Throw Distance and Screen Size (Aspect ratio 16:10)

Unit: m

Screen size (inches)	Lens model name				
	NP25FL	NP26ZL	NP27ZL	NP28ZL	NP29ZL
80" (1.72 x 1.08)	1.1	—	—	—	—
100" (2.15 x 1.35)	1.4	2.9-4.0	4.0-5.5	9.0	12.0-15.0
120" (2.59 x 1.62)	1.7	3.5-4.8	4.8-6.6	9.0-10.8	12.0-18.0
150" (3.23 x 2.02)	2.2	4.4-6.0	6.0-8.2	9.0-13.5	13.5-22.4
200" (4.31 x 2.69)	3.0	5.9-8.0	8.0-11.0	11.1-17.9	17.9-29.8
240" (5.17 x 3.23)	—	7.1-9.6	9.6-13.2	13.3-21.4	21.4-35.7
300" (6.46 x 4.04)	—	8.9-12.0	12.1-16.6	16.5-26.8	26.7-44.5
400" (8.62 x 5.39)	—	11.9-16.1	16.1-22.1	22.0-35.6	35.5-59.3
500" (10.77 x 6.73)	—	14.9-20.1	20.2-24.0	27.4-44.5	44.3-74.0

DLP and the DLP logo are registered trademark or trademark of Texas Instruments.

HDMI, the HDMI Logo and High-Definition Multimedia Interface are trademarks or registered trademarks of HDMI Licensing LLC.

DisplayPort and DisplayPort Certified Logo are trademarks of the Video Electronics Standards Association registered in the U.S. and other countries.

Microsoft, Windows 7, Windows Vista, Windows XP are registered trademarks or trademarks of Microsoft Corporation. Trademark P, U, Link is a trademark applied for trademark rights in Japan and other countries.

All other trademarks are the property of their respective owners.

The images in this brochure are samples.

This brochure uses recycled paper.

Cat.No. WDPJ-1111-521NN

Empowered by Innovation

NEC

Installation Projector PH1000U

Produce images of up to 500 inches
with high brightness of 11000 lumens
and WUXGA resolution



<http://www.nec-display.com/ap/>

Installation model meets the requirement for large screens in exhibitions and large venues with easily adjustable stacking function as well as high brightness and high image quality.



Achieves High Brightness and High Image Quality

Projection of large images with a high brightness of 11000 lm

When you need higher brightness, up to 44000 lumens can be achieved by stacking projectors and using the stacking software.

*When using four projectors. This will vary depending on factors like installation environment.
*The software will be downloadable at http://www.nec-display.com/dl/en/pj_soft/eula/index_sct.html around from Dec. to next Jan.

3-chip DLP system for high image quality

To produce high quality images, a 3 chip DLP system is used. This system produces lifelike image tones. The rich colour gradation reproduction improves the initial picture quality.


WUXGA (1920x1200) panel compatible with full HD displays

Utilises a high resolution WUXGA panel that enables the reproduction of even high-quality full HD content in its original beauty.

Cinema quality video using Hollywood Quality Video processing

HD-like vivid and crisp DVD images can be projected through Hollywood Quality Video which excels at following points and enrich your cinematic experience.


- Random and Mosquito Noise Reduction
- Video and Film Cadence Detection (3:2 and 2:2 pull down)
- Per-pixel Motion Adaptive De-interlacing
- Detail Enhancement
- Full 10-bit Processing, Scaling and Warping



New installation features

Supports dual layers stacking

Stacking to two layers can be facilitated by using the supplied columns. In this case, 22000 lumens of high brightness projection is available.



The stacking columns can facilitate not only vertical but also horizontal projection angle adjustment.

Five types of lenses available to suit the projection distance

Five types of lenses are available, from short focal types to long focal types. Since it accommodates screen sizes from 80 to 500 inches, you can choose lenses to suit the installation environment.


*The lenses are not included with this unit.

Lens shutter that lets you blank the projected image when necessary

Lens memory function can adjust image to a preset memorized position using the inbuilt signal table even if the signal input changes

Seamless switching


When the input is switched, the image displayed before switching is held so that you can see smooth image changing without black image.



Geometric correction*


This feature adjusts the image when projecting onto specially shaped screen as below to expand your installation options.

*The software is downloadable at http://www.nec-display.com/dl/en/pj_soft/eula/index_gct4.html



Multi screen function allowing near seamless joins between screens**2

This lets you control the brightness of the joins sections where images are superposed when you are projecting multiple screens with several projectors. These adjustments (blending) render the joins inconspicuous. Moreover, it also facilitates natural display of multiple screens by bringing the shades of the screens closer to one another.



*1 The image is when using four projectors. This will vary depending on factors like the installation environment.
*2 The dedicated software (scheduled to be provided to distributors around March 2012) is needed to use this function. The address is at http://www.nec-display.com/dl/en/pj_soft/eula/index_mst.html

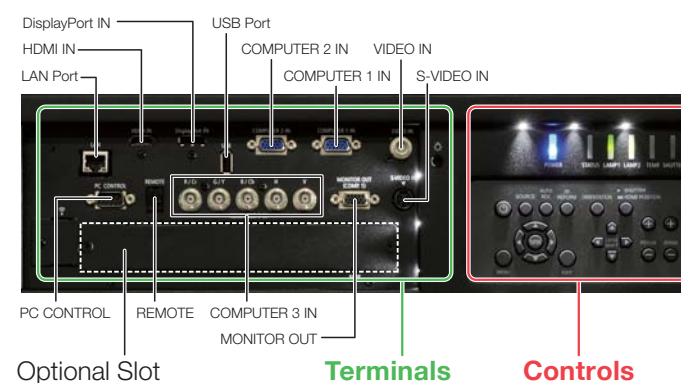
Expandability for future-proofing your investment

An option slot to support next generation expansion modules including OPS-compliant SBCs and HD SDI card

Wide range of input/output terminals such as HDMI and DisplayPort

Compatible with PJLink and AMX beacon

Terminals (The panel is illuminated by LEDs)



PC Control Utility Pro 4* is compatible with Windows 7/Vista/XP

*The software is downloadable from our website

Compatible with wired LANs and wireless LANs (optional)

Dual lamp can support 24/7 operation



Example of installing NP27ZL

PH1000U

11000 ANSI lumens

WUXGA

39.5 kg (Not including lens)

