


LCD Projectors

Specifications											
Model name	CP-X4041WN	CP-X3041WN	CP-X2541WN	CP-WX4041WN	CP-WX3541WN	CP-WX3041WN	CP-EX301N	CP-EX251N	CP-EW301N	CP-EX401	
Display system	3LCD										
Display device	0.63", aspect ratio 4 : 3			0.59", aspect ratio 16 : 10			0.63", aspect ratio 4 : 3		0.59", aspect ratio 16 : 10		0.63", aspect ratio 4 : 3
	786,432 pixels (1,024 horizontal x 768 vertical)			1,024,000 pixels (1,280 horizontal x 800 vertical)			786,432 pixels (1,024 horizontal x 768 vertical)		1,024,000 pixels (1,280 horizontal x 800 vertical)		786,432 pixels (1,024 horizontal x 768 vertical)
Lens	Manual (x 1.2)										
	Manual										
Light source	225W										
Screen size	30 - 300 inch										
Light output (Brightness)	4,200lm	3,200lm	2,700lm	4,000lm	3,700lm	3,000lm	3,200lm	2,700lm	3,000lm	4,200lm	
Contrast ratio (full white / full black)	10,000 : 1 (PRESENTATION mode)						2,000 : 1 (PRESENTATION mode)				
Speaker	16W x 1(mono)										
Displayable scanning frequency	Horizontal 15 - 106 kHz										
	Vertical 50 - 120Hz										
Terminals	COMPUTER IN 1					Mini-D-sub 15-pin connector x 1					
	COMPUTER IN 2 / MONITOR OUT					Mini-D-sub 15-pin connector x 1					
VIDEO	Composite video (RCA connector) x 1										
HDMI IN	HDMI connector x 2 (HDCP compliant)					HDMI connector x 1 (HDCP compliant)					
AUDIO IN	3.5mm stereo mini connector x 2, RCA connector L / R x 1									RCA connector L / R x 1	
AUDIO OUT	3.5mm stereo mini connector x 1									RCA connector L / R x 1	
Microphone Input	3.5mm mono mini connector x 1										
CONTROL (RS-232C)	D-sub 9-pin connector x 1										
LAN	RJ45 connector x 1										
USB-A	USB type A x 2 (PC less Presentation or wireless adapter)										
USB-B	USB type B x 1 (USB Display and USB mouse control)					USB type B x 1 (USB mouse control)					
Operating temperature	5 - 35°C										
Operating humidity(RH)	20 - 80%RH (non-condensing)										
Power requirements	AC 100 - 120V (50 / 60Hz) : 3.4A					AC 100 - 120V : 3.3A					
	AC 220 - 240V (50 / 60Hz) : 1.7A					AC 220 - 240V (50 / 60Hz) : 1.6A					
Power consumption	AC 100 - 120V : 330W					AC 100 - 120V : 320W					
	AC 220 - 240V : 310W					AC 220 - 240V : 300W					
Standby mode power consumption	0.5 W at saving mode										
Standard outside dimensions (W x H x D)	320mm x 85mm x 245mm (Excluding protrusions)										
Weight	Approx. 3.0kg								Approx. 2.9kg		
Accessories	Remote control, AA batteries, Power cord, Computer cable, User's manuals(Book, CD), Security label, Lens cover, Adapter cover, Application CD					Remote control, AA batteries, Power cord, Computer cable, User's manuals(Book, CD), Security label					
Optional parts	Lamp : DT01481, Filter set : UX38841, Mounting accessories : HAS-EX300 (Bracket for ceiling mount), HAS-204L (Fixing adaptor for low ceilings), HAS-304H (Fixing adaptor for high ceilings), USB wireless adapter USB-WL-1N					Lamp : DT01481, Filter set : UX38841, Mounting accessories : HAS-EX300 (Bracket for ceiling mount), HAS-204L (Fixing adaptor for low ceilings), HAS-304H (Fixing adaptor for high ceilings)					



Projection Distance

On a horizontal surface		CP-X4041WN / CP-EX401 (1,024 x 768) (±10%)				CP-WX4041WN / CP-WX3541WN (1,280 x 800) (±10%)				CP-X3041WN / CP-X2541WN / CP-EX301N / CP-EX251N (1,024 x 768) (±10%)				CP-WX3041WN / CP-EW301N (1,280 x 800) (±10%)			
a	b	4:3screen				16:10screen				4:3screen				16:10screen			
		type	min.	max.	Screen height	type	min.	max.	Screen height	type	min.	max.	Screen height	type	min.	max.	Screen height
(inch)	m	m	inch	m	inch	m	inch	m	inch	m	inch	m	inch	m	inch	m	inch
60	1.5	1.8	7.0	2.1	84	78	31	13	5	60	1.5	1.8	7.0	2.1	84	78	31
80	2.0	2.4	9.4	2.9	113	105	41	17	7	80	2.0	2.4	9.4	2.9	113	105	41
100	2.5	3.0	11.8	3.6	142	131	51	22	9	100	2.5	3.0	11.8	3.6	142	131	51
120	3.0	3.6	14.2	4.3	170	157	62	26	10	120	3.0	3.6	14.2	4.3	170	157	62
150	3.8	4.5	17.7	5.4	214	196	77	33	13	150	3.8	4.5	17.7	5.4	213	196	77
200	5.1	6.0	23.7	7.3	286	261	103	44	17	200	5.1	6.0	23.7	7.2	285	261	103

Environment

- ▶ **Compliance with EU Directive RoHS¹**
- ▶ **Reduction of resin usage in production**
Use of hot runners in molds for making upper housing in order to reduce mill ends.
- ▶ **Reduction of CO₂ emissions**
Carton volume has been cut down to 65%², reducing CO₂ emissions during transport.
- ▶ **Power saving mode engaged during standby**
- ▶ **Eco mode**
Eco mode provides power saving.

¹ RoHS is the acronym of "Directive 2011/65/EU of the European Parliament and of the Council of 8 June 2011 on the restriction of the use of certain hazardous substances in electrical and electronic equipment".

² Compared to Hitachi CP-X2515WN network capable projector on the basis of one carton box.

Dimensions

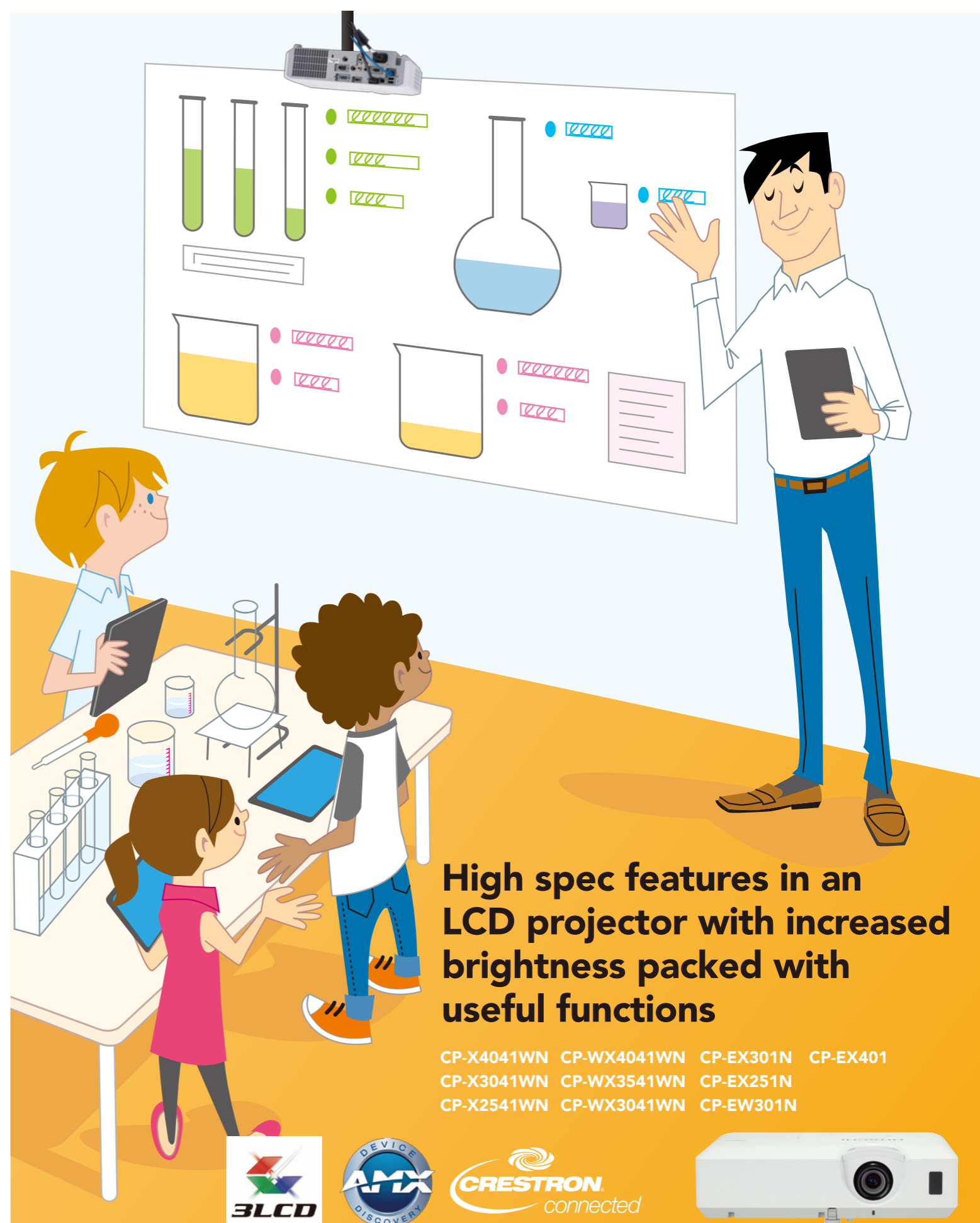
—Design and specifications are subject to change without notice.

• The projected images and comparison photos in this catalog are simulations. • LCD panels, polarizers and other optical components and cooling fans may need replacement after prolonged usage. For more details, please consult a Hitachi sales representative. • Do not use in places where there is a lot of water, dampness, steam, dust, soot or tobacco smoke. This may result in fire or malfunction. • Optical components (lamp, LCD panel, polarizing plate, PBS [polarizer beam splitter]) have limited service lives. They must be repaired or replaced if they are used for a long period of time. • These projectors use a mercury lamp with high internal pressure. Because of its properties, this lamp may burst with a loud noise or burn out if struck or after it has been used for a period of time. The time until it bursts or burns out varies greatly according to differences between lamps and usage conditions. Turning the lamp's power on and off frequently shortens its service life. • Optical components other than the lamp: If the projector is used for six hours or more per day, they may need to be replaced in less than a year. • LCD panel: If the projector is used continuously for six hours or more, its replacement cycle may be shortened. • Do not turn projector on again for ten minutes after shutdown. Neglect can shorten the lifetime of the lamp. During use and immediately after use, do not touch anywhere near the lamp and the vents as these parts are extremely hot. • Windows[®] is a trademark, or a registered trademark of Microsoft Corporation in the United States and/or other countries. • AMX and the AMX logo are trademarks of AMX, registered in the U.S. and other countries. • Crestron[®] and Crestron RoomView[®] are registered trademarks of Crestron Electronics, Inc. in the United States and other countries. • HDMI, the HDMI Logo, and High-Definition Multimedia Interface are trademarks or registered trademarks of HDMI Licensing LLC in the United States and other countries. • ImageCare is a trademark or a registered trademark of Royal Philips in the United States and other countries. • All other trademarks are the properties of their respective owners.

HITACHI

Hitachi America, Ltd., Digital Media Division
 Hitachi Home Electronics Asia (S) Pte. Ltd.
 Hitachi Sales (Malaysia) Sdn. Bhd.
 Hitachi Sales (Thailand), Ltd.
 Hitachi (Hong Kong), Ltd.
 Hitachi Sales Corp. of Taiwan
 Hitachi Australia Pty Ltd.
 Hitachi Europe Ltd., Digital Media Group Consumer Affairs Department
 Hitachi Maxell, Ltd.

2420 Fenton Street, Suite 200 Chula Vista, CA 91914, U.S.A. and Canada Tel: +1-800-225-1741 www.hitachi-america.us/digitalmedia
 438A Alexandra Road #01-01/02/03, Alexandra Technopark, 119967, Singapore Tel: +65-6536-2520 www.hitachiconsumer.com.sg
 Lot 12, Jalan Kemajuan, Bangi Industrial Estate, 43650 Bandar Baru Bangi, Selangor Darul Ehsan, Malaysia Tel: +60-3-8911-2670 www.hitachiconsumer.com.my
 994, 996 Soi Thonglor, Sukhumvit 55 Road, Klongtonnua, Vadhana Bangkok 10110, Thailand Tel: +66-2-335-5455 www.hitachi-th.com
 18th Floor, Ever Gain Centre, 28 On Muk Street, Shatin, N.T., Hong Kong Tel: +852-2113-8883 www.hitachi-hk.com.hk
 2nd Floor, No.65, Nanking East Road, Section 3, Taipei 104, Taiwan Tel: +886-2-2516-0500 www.hsc.com.tw
 Suite 801, Level 8, 123 Epping Road, North Ryde NSW 2113, Australia Tel: +61-2-9888-4100 www.hitachi.com.au
 Whitebrook Park, Lower Cookham Road, Maidenhead, Berkshire, SL6 8YA, UK Tel: +44-1628-585000 www.hitachidigitalmedia.com
 5030 Totsuka-cho, Totsuka-ku Yokohama, 244-0003, Japan http://www.hitachi.co.jp/proj/



High spec features in an LCD projector with increased brightness packed with useful functions

- CP-X4041WN CP-WX4041WN CP-EX301N CP-EX401
- CP-X3041WN CP-WX3541WN CP-EX251N
- CP-X2541WN CP-WX3041WN CP-EW301N





*Projected images are simulations



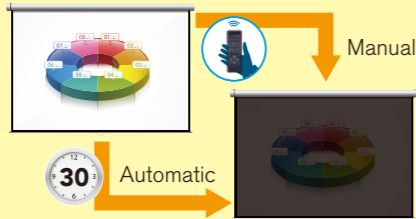
HDCR (High Dynamic Contrast Range)

When average projectors are used in bright rooms, the darker colors of an image deteriorate and images become unclear. Using this function, blurred images caused by room lighting or outside light sources are corrected, and an effect similar to increasing contrast occurs. This results in clear images even in bright rooms.



Saver Mode

This feature developed by Hitachi, based on ImageCare® technology, reduces the lamp brightness and consumption power, resulting in considerable energy savings. The saver mode automatically activates when the projected image does not change in the preset time (1 to 30 minutes). You can also activate the saver mode manually with the remote control.



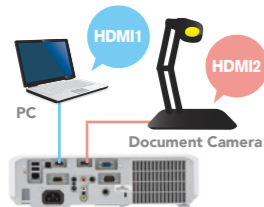
Intelligent Eco Mode

This feature developed by Hitachi, based on ImageCare® technology, automatically changes the lamp brightness according to the input signal level. The lamp brightness is reduced when a darker image is projected, and returns to normal when a brighter image is projected, eliminating unnecessary energy consumption from the lamp.

10000:1 High Contrast Ratio

2 HDMI Inputs

Equipped with 2 HDMI input terminals for the current widely-used interface.



Mic. Input*1 and 16W Internal Speaker

The projectors are equipped with a microphone input, so you can use the microphone system, even when the projector is in standby.*2


These projectors also have a built-in 16watt high power speaker.

*1 No MIC input on CP-EX301N, CP-EX251N, and CP-EW301N.
*2 Not available while the STANDBY MODE is set to SAVING.



Easy Schedule Setting

You can schedule routine and special projector events, including power on, power off, input selection and other settings.



■:For CP-X4041WN/CP-X3041WN/CP-X2541WN/CP-WX4041WN/CP-WX3541WN/CP-WX3041WN ■:For CP-EX301N/CP-EX251N/CP-EW301N ■:For CP-EX401

ACCENTUALIZER

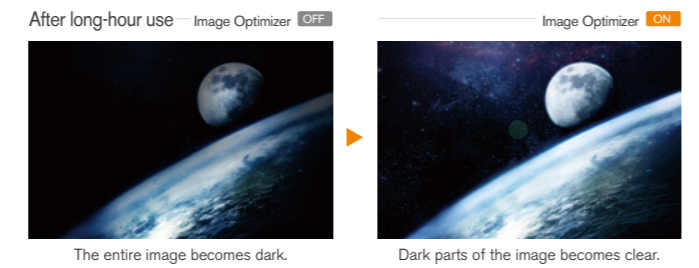
Hitachi original technology makes pictures look more real by enhancing (1) Shade, (2) Sharpness and (3) Gloss to make pictures as clear as pictures on a flat-panel device. You can also adjust the effects by three levels according to your surroundings so that the colors of projected images are the actual colors of the objects they represent.



Image Optimizer

Equipped with IMAGE OPTIMIZER, Hitachi's original function that maintains visibility of an image through automatic image correction in accordance with lamp consumption.

• This function may not work properly when HDCR/ACCENTUALIZER is ON.



Blackboard / Whiteboard modes

Improve image quality when you project onto a blackboard or whiteboard, ensuring optimum visibility.

Advanced features & network functions

CP-X4041WN XGA 4,200lm	CP-X3041WN XGA 3,200lm	CP-X2541WN XGA 2,700lm
CP-WX4041WN WXGA 4,000lm	CP-WX3541WN WXGA 3,700lm	CP-WX3041WN WXGA 3,000lm

Convenient features & network functions

CP-EX301N XGA 3,200lm	CP-EX251N XGA 2,700lm	CP-EX401 XGA 4,200lm
CP-EW301N WXGA 3,000lm		

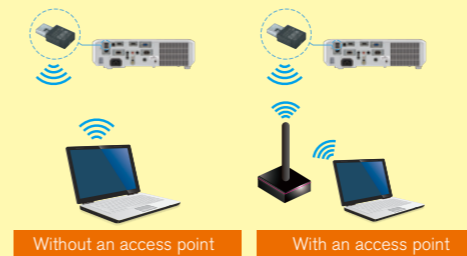
LINE UP

* Local availability may be limited.

Network Function / Capability

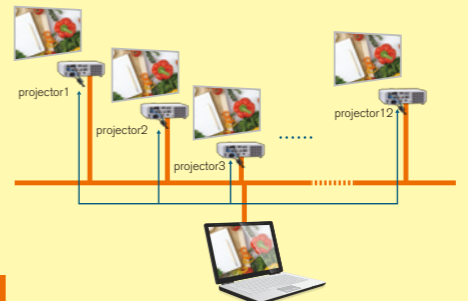
Wireless Capability (Option)

The projector is capable of a wireless network with the optional USB wireless adapter that supports IEEE802.11b/g/n. You can control the projector with a computer via the network, and also project the screen of the computer on which the LiveViewer software is installed.



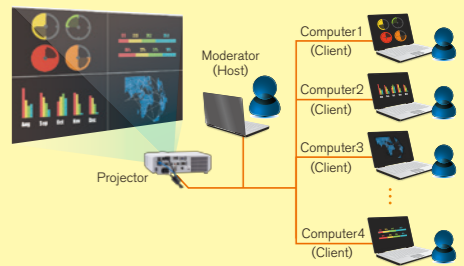
Multi Projector*1

You can project the same image from up to 12*2 projectors simultaneously. This is useful for meetings and lectures in large venues where a single screen would not be sufficient.



Moderator Control Mode*1

Setting one computer from the multiple computers (up to 50*3) that are connected to the projector as the moderator (host) makes it possible for the moderator to project from all the computers (clients).



Projector Quick Connection

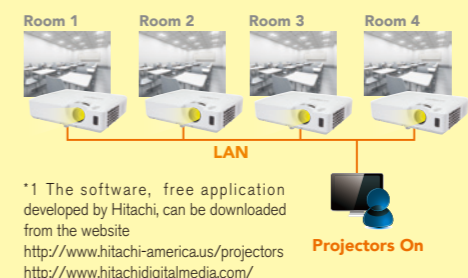
You can project images, documents, photos from a tablet or a smartphone on which Projector Quick Connection, the dedicated free online application software developed by Hitachi, has been installed. The software allows you to control the projector with the devices.

* See the Hitachi website for details
http://www.hitachi.co.jp/proj/en/apps/pj_connection.html



Projector Monitoring and Control from a Remote Location

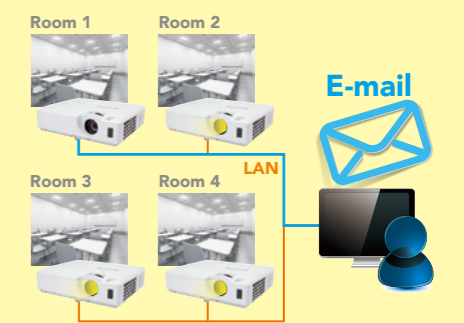
Hitachi's Projector Management Software (PJMan) gives you the ability to control, diagnose and manage (monitor the status including power, lamp hours, and temperature and air filter conditions) a single or group of Hitachi projectors.



*1 The software, free application developed by Hitachi, can be downloaded from the website
<http://www.hitachi-america.us/projectors>
<http://www.hitachidigitalmedia.com/>

E-mail Alerts

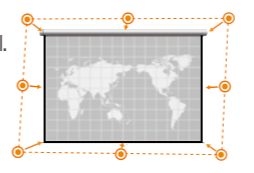
E-mail notification is sent for routine maintenance and error conditions.



*1 To secure better performance, a wired network is preferable. Required to install the LiveViewer software from the bundled CD-ROM on all the computers. The functions are supported by LiveViewer (Windows® application) only.
*2 Video transfer speed may vary depending on number of projectors connected. *3 Video and audio transfer speed may vary depending on number of projectors connected.

Perfect Fit

Equipped with Perfect fit with which the position of four corners and four sides of a projected image can be adjusted. With the remote controller at hand, you can quickly correct the distorted image such as pincushion or barrel.



Easy Maintenance

The lamp door is on the top and the filter cover is on the side, so maintenance and replacement of these parts can be done easily.



More Useful Features

- Auto Vertical Keystone Correction
- Horizontal Keystone Correction
- PC-less Presentation • USB Display
- Compatible with AMX Device Discovery
- Compatible with Crestron Room View®
- Network Bridge
- Auto Eco Mode • Audio Pass Through
- Direct Power On/Off • MyScreen
- My Button • My Memory
- Closed Caption • Security Pin Lock System

Notes · Comparison photos are simulations. · The images in this catalog are representations of the effects and differ from actual images.