


ELMO

# L-12

Document Camera


Teacher's + Choice

ELMO CRA-1 Wireless Tablet  
Sold Separately



***A Revolutionary Document Camera—  
Engage, Inspire, Make Learning an Adventure!***

# L-12 Virtually Limitless Camera Positions



## 300° Swivel

The L-12 can capture images from all directions, thanks to an adjustable camera arm that can be swivelled to broaden the scope of classroom presentations. The solidly constructed camera arm holds its position and is easily operational for both left- and right-handed users.



## Command Attention with Big, Bright, Clear Images



## Powerful 96X Zoom

$$\begin{array}{|c|c|} \hline \text{Optical Zoom} & 12X \\ \hline \end{array} \times \begin{array}{|c|c|} \hline \text{Digital Zoom} & 8X \\ \hline \end{array} = \begin{array}{|c|c|} \hline & 96X \\ \hline \end{array}$$

When the L-12's high-magnification 12X optical zoom is combined with its 8X digital zoom, images can be enlarged up to 96 times for a clear, distortion-free display of even the tiniest details.





# for Every Teaching Situation




Full HD  
1080p

## Adjustable Free-Angle Camera Head & Arm

From above, from the side, up close—explore from any angle! The adjustable camera head and arm can be freely raised, lowered, and rotated to focus attention precisely where it's needed.



From above



From the side



Up close


# Breathtaking Images Made Easy

## 3.4-Megapixel CMOS Image Sensor

The L-12's megapixel image sensor captures everything from fine text to three-dimensional objects in 1080p full HD.

## Smooth Moving Images at 30 fps

The L-12 captures and reproduces moving images at 30 fps (frames per second) for the display of truly smooth, natural-looking motion.




## Other Key Features

- Slip-proof rubber feet
- Wireless remote control




## Zoom Dial & AF Button

A simple turn of the zoom dial is all that's needed to zoom in and out and make fine zoom adjustments. For added ease of use, the AF (Auto Focus) button enables easy one-touch auto focusing.



# Get Your Point Across Effectively with the L-12 + ELMO Tablet (sold separately)



## Annotate Live Images

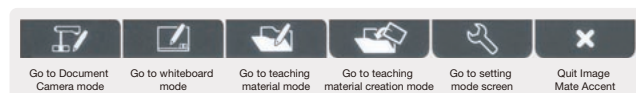
Partner the L-12 with the ELMO CRA-1 Tablet for dynamic smooth-flowing lessons. Teachers can annotate on live images captured by the L-12 while the image is displayed on a large screen. This empowers teachers with the tools to deliver detailed instructions and achieve greater student engagement.

### 1 Writable Area

The writable area on the ELMO Tablet corresponds to the screen area.

### 2 Shortcut Keys

Six shortcut keys ensure easy navigation of the ELMO Tablet.




## Move Around the Classroom



Wireless Adapter




Because the ELMO Tablet is wireless and can remotely control the L-12, teachers can move freely around the classroom (within 15 metres of the L-12), making it possible to interact with the entire class and individual students.



## Record Teaching Materials

Video with audio, time-lapse photography, and still images saved on a computer can all be used to create high-impact teaching materials.



Video with audio



Process illustrations



Time-lapse photography

Note: A PC connection is required for intermittent recording and frame recording.



With ...

Use with a PC or Mac  
Get added features with Image Mate Accent\*  
Access a variety of teaching materials  
Analyse student progress

\* Software supplied with the ELMO Tablet

or

Without! a Computer

Just plug and play for total ease of use!  
Present and annotate without a computer!  
Instantly engage students!




# Save Full-HD Images with Audio

## Selectable Output Resolution

The L-12 offers a variety of output resolutions with a simple flip of a switch!

Resolution
1080p (1920 x 1080)
720p (1280 x 720)
SXGA (1280 x 1024)
WXGA (1280 x 800)
XGA (1024 x 768)
NTSC/PAL



## Audio Input & Output

With the L-12 audio enhancement can be added to classroom presentations via the built-in microphone or an external microphone input (Mic In/Line In). Audio output can be routed to the external HDMI or Audio Line Out port.



## Save Classroom Presentations on External Memory

Both still images (jpg) and audio video files (mp4) can be saved on a USB flash drive or SD Memory Card for future use. Files may also be saved to a PC or Mac using Image Mate Software (included).



# Imagine What You Can Do with These Lesson Boosters

## Presentation Support Tools

The L-12's ergonomically designed remote control brings convenient functions to classroom presentations.

Split Screen

Show a still image and a live image simultaneously.

A screenshot of the presentation software showing a split screen. The left side displays a still image of a pine tree, and the right side displays a live image of a pine cone. Navigation icons are visible at the bottom.

Highlight

Draw attention to a particular section of an image.

A screenshot of the presentation software showing a classical building. A yellow rectangular highlight is drawn over a section of the building's facade. Navigation icons are visible at the bottom.

Mask

Hide a selected part of an image from view.

A screenshot of the presentation software showing a math problem: "Q1 3 + [ ] = 5". A black rectangular mask is applied over the equation, leaving only the text visible. Navigation icons are visible at the bottom.

Mosaic

Give images a mosaic-like effect.

Picture-in-Picture

Display a quarter-size still image along with a live image.

Colour Filter

Blacken specific coloured parts of an image.



## L-12 Specifications

Model	L-12	
Camera	Image pick-up device	1/2.8" CMOS 3,400,000 pixels
	Total pixels	2,144 (H) x 1,588 (V)
	Effective pixels	1,920 (H) x 1,536 (V)
	Frame rate	30 fps
	Resolution	Analogue RGB: 800 (H) x 800 (V) TV lines or more Video output: 500 (H) TV lines or more
Optics	Zoom	Powered, 12X optical
	Lens	F3.2-3.6, f=4.0 mm- 48.0 mm
	Shooting area	1080p: Max. 420 x 233 mm Min. 48.5 x 27.5 mm
		720p: Max. 420 x 233 mm Min. 48.5 x 27.5 mm
		SXGA: Max. 420 x 334 mm Min. 48.5 x 38.5 mm
		WXGA: Max. 420 x 259 mm Min. 48.5 x 30.5 mm
		XGA: Max. 420 x 313 mm Min. 48.5 x 36.5 mm
Functions	Focus	Auto / Manual / Zoom Sync
	White balance	Auto / One-Push / Manual
	Image mode	Text1 / Text2 / Text3 / Graphics1 / Graphics2
	Edge enhancement	Provided (only for graphics mode)
	Pause	Provided
	Still image storage	Provided
	Movie storage	Provided
	Digital zoom	8X
	Gamma setting	Provided (only for graphics mode)
	Graphical OSD (on-screen display)	Provided
	Slide show	Provided (image data)
	Image save	SD memory card / SDHC memory card / USB flash drive
	State presetting	Up to 3 user settings
	Annotation	Provided (on PC screen)
	Brightness control	Auto (with level adjustment) / Manual
Interface	Input selection	Main / External
	Output terminals	RGB output mini D-sub 15-pin connector, female x 1
		Composite video output RCA pin jack / 75Ω unbalanced x 1 (NTSC/PAL) HDMI output terminal x 1
		Line Out terminal 3.5 mm-diameter stereo mini jack x 1
		Input terminals
		RGB input mini D-sub 15-pin connector, female x 1
	Ext. control terminal	Mic In/Line Out terminal (shared), 3.5 mm-diameter stereo mini jack x 1
		USB device (2.0 compliant) Mini-B receptacle x 1
		Analogue RGB output
		1080p: 1,920 x 1,080 @ 60 Hz
		720p: 1,280 x 720 @ 60 Hz
	HDMI output	SXGA: 1,280 x 1,024 @ 60 Hz
		WXGA: 1,280 x 800 @ 60 Hz
		XGA: 1,024 x 768 @ 60 Hz
		Image output: 1080p/720p
		Audio output: PCM 44.1 kHz sampling frequency
	Video output selection switch	Provided (NTSC/PAL)
	Memory interface	SD memory card slot x 1, USB host (2.0 compliant) Type A receptacle x 1
Lighting	Illumination lamp	White LED
Others	Accessories	AC adapter, AC cord, RGB cable, USB cable (for connecting to PC)
		Anti-glare sheet, Remote control, Strap (for remote control), Stage, AAA batteries (for remote control), Dust cover, Image Mate CD-ROM, Image Mate installation manual, Instruction manual (CD-ROM), Basic startup guide, Warranty
		Security slot
		Power source
		Power consumption
	Dimensions (W x D x H)	355 x 373.5 x 426.5 mm setup
		195 x 294 x 469 mm folded
		Weight
		Approx. 3.2 kg (main unit only)

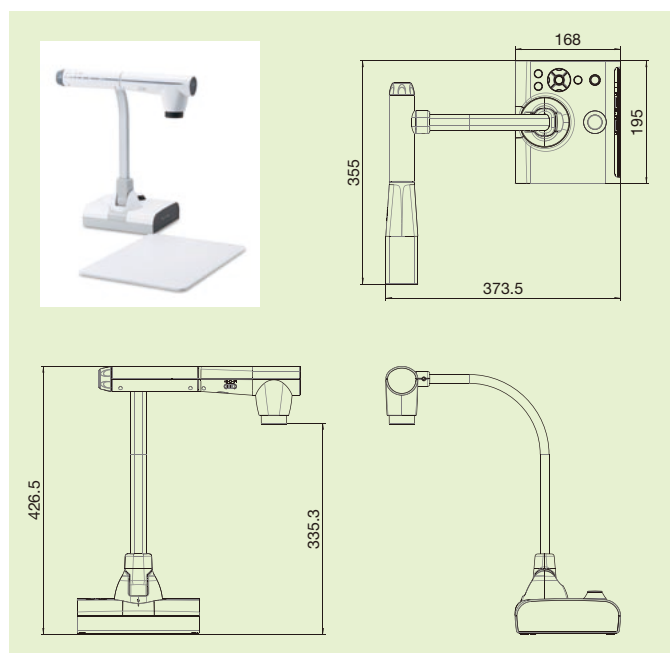
H: horizontal, V: vertical  
Design and specifications are subject to change without prior notice. The images in this brochure are simulated.  
"ELMO" is a trademark of ELMO COMPANY, LIMITED. SD logo is a trademark.  
Other brand names and product names may be trademarks or registered trademarks of their respective owners.

### ELMO's Helping to Provide a Greener Future for Our Children


This ELMO product complies with RoHS Directive 2002/95/EC (Restriction Of the use of certain Hazardous Substances in electronic equipment). This compliance helps to ensure a healthier and greener environment for all our children.

## Profile

All dimensions in mm



## Rear Panel



## Option



Microscope Attachment Lens

## LET'S Start ICT in Education with "Document Camera"!

Visit the ELMO global website to understand what a document camera is in 13 different languages. The ELMO global website introduces you to the useful and effective ways of using the document camera and how the ELMO document camera is used and supported by teachers worldwide. <http://www.elmoglobal.com>



ELMO CO., LTD. is one of the sponsors for Japan Committee Vaccines for the World's Children (JCV).

JCV operates under basic guidelines and objectives of the Children's Vaccine Initiative (CVI) founded in 1990 by UNICEF, WHO, UNDP, the Rockefeller Foundation, and the World Bank.

ISO 9001  
ISO 14001

ELMO CO., LTD. (Head Office and Factory)'s QMS/EMS has been registered to ISO 9001:2008 and 14001:2004.

## ELMO CO., LTD.

6-14, Meizen-cho, Mizuho-ku  
Nagoya, 467-8567, Japan  
E-mail : [overseassales@elmo.co.jp](mailto:overseassales@elmo.co.jp)

Distributed by

### ELMO Europe SAS

Headquarters  
Immeuble Elysées La Défense  
7C Place du Dôme  
92056 Paris La Défense  
France  
Tel. 33 (0)1 73 02 67 06  
Fax. 33 (0)1 73 02 67 10

#### German Branch

Hansaallee 201, Haus 1  
40549 Düsseldorf  
Germany  
Tel. 49 (0)211 5447 5640  
Fax. 49 (0)211 5447 5660

### ELMO (Beijing) Co., Ltd.

Room 1002, 10F, Build. 5, Wanda Plaza  
No. 93, Jianguo Road, Chaoyang District  
Beijing 100020 P.R. China  
Tel. 86 10 5960 3890  
Fax. 86 10 5960 3424

### ELMO USA Corp.

Headquarters  
1478 Old Country Road  
Plainview, NY 11803, U.S.A.  
Tel. (516) 501-1400  
Fax. (516) 501-0429  
E-mail : [elmo@elmousa.com](mailto:elmo@elmousa.com)  
Web : <http://www.elmousa.com>

#### West Coast Branch

5676 Corporate Avenue  
Cypress, CA 90630, U.S.A.  
Tel. (714) 828-8457  
Fax. (714) 828-8429



This brochure is printed on recycled paper with environmentally friendly vegetable oil-based ink.

Printed in Japan (O) 09/2011